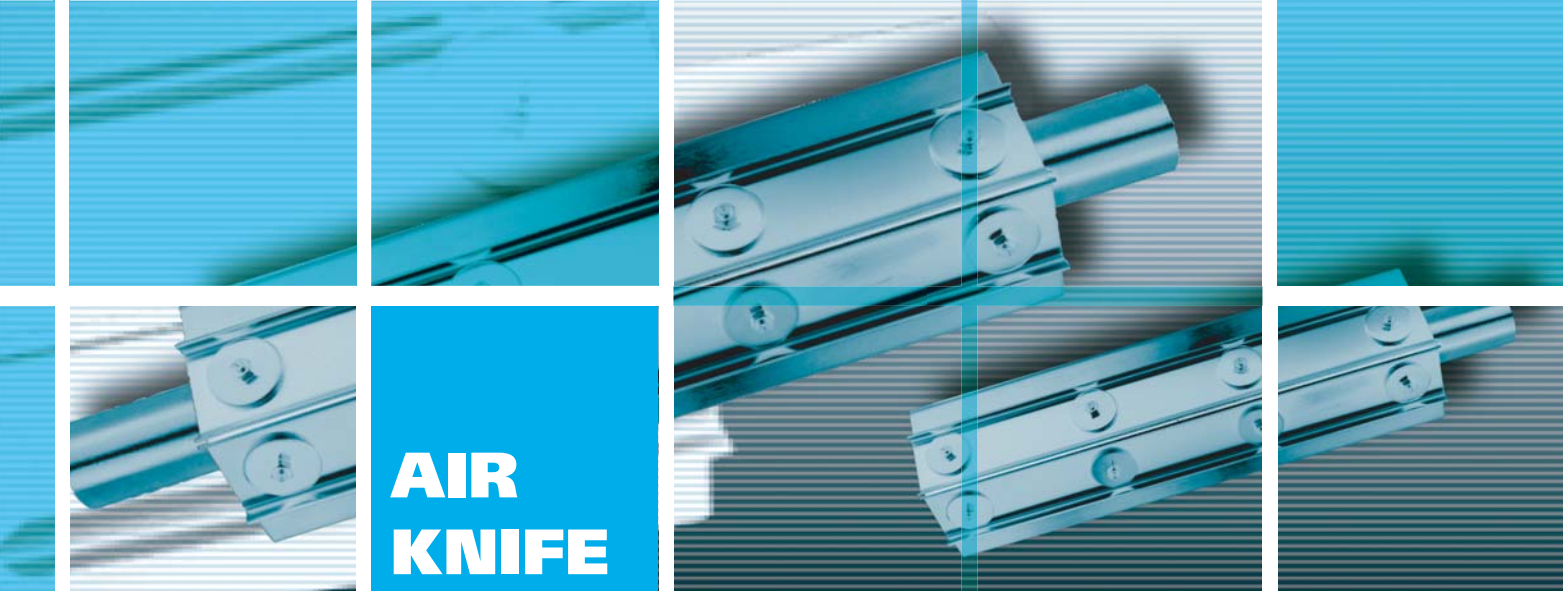


# Elektror




## AIR KNIFE

For economic  
system solutions

# AIR KNIFE

## COMPETENCY AND A STEP BEYOND. ELEKTORR AIR KNIFE.



*Air Knives application example – Air-cleaning and drying of beverage bottles prior to bottling.*

### ELEKTORR *Air Knife* – the ideal complement for blowers and side channel blowers.

Put an end to the time-consuming in-house development of devices for achieving consistent air flow or air curtains. Elektorr *Air Knives* perfectly dose and direct the airflow in the required way and to the required spot. Perfect adaptation to Elektorr blowers and a comprehensive range of accessories enable numerous different application options. *Air Knives* can be integrated into the required process to save costs and time. They convince through high air flows with low air consumption. Elektorr *Air Knives* create a laminar air curtain flow and are ideally suited for drying, cooling or air-cleaning of various products and components. *Air Knives* are particularly well suited for applications with wide conveying routes.

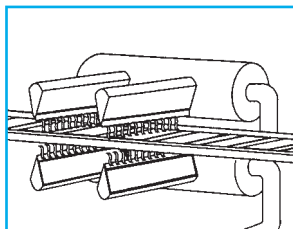
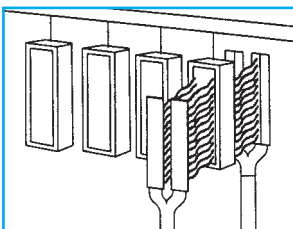
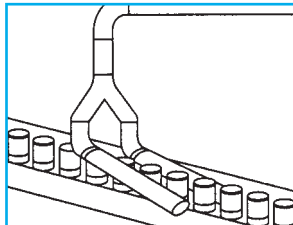
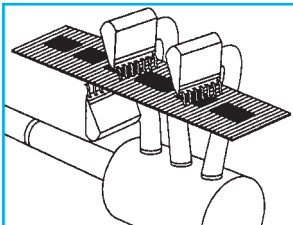
#### Application examples:

**Drying:** removal of water, residual moisture, e.g. from cans, bottles or other products.

**Cooling:** of plastic products, metal parts or similar.

**Cleaning:** removal of production residues/chips in machine components or similar.

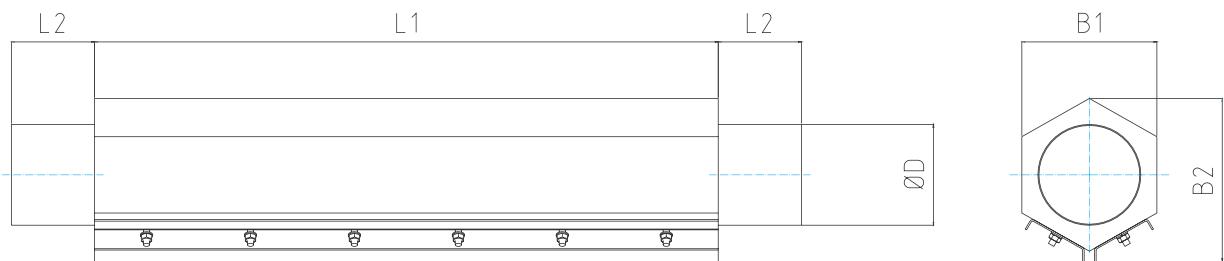
**Air-cleaning:** dust removal in packaging or food processing applications. The specialists from Elektorr will be pleased to provide further information about other *Air Knives* applications.



#### Technology and function.

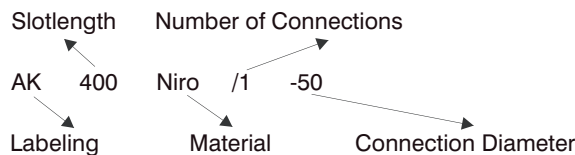
*Air Knives* enable a very high blow volume relative to the air that has to be generated. The stainless steel *Air Knives* uniformly blow air out of the air chamber through a narrow longitudinal gap. The air flow thus generated creates an optimum blow effect. Depending on the application and the particular Requirements, the air flow may be one- or two-sided and depends on the air knife format and the length of the air supply line.

# ELEKTOR *Air Knife* – the new system solution.



## Coding

subject to modifications



Labeling	L1	L2	D	B1	B2
AK 200 Niro/1-50	200	80	50	130	160
AK 400 Niro/1-50	400	80	50	130	160
AK 400 Niro/1-100	400	80	100	130	160
AK 600 Niro/1-100	600	80	100	130	160
AK 800 Niro/1-100	800	80	100	130	160
AK 1000 Niro/1-100	1000	80	100	130	160
AK 1200 Niro/1-100	1200	80	100	130	160
AK 1500 Niro/1-100	1500	80	100	130	160
AK 1600 Niro/1-100	1600	80	100	130	160
AK 1800 Niro/1-100	1800	80	100	130	160
AK 2000 Niro/1-100	2000	80	100	130	160

Dimensions in mm – without obligation


- Slotwidth adjustable from 1 mm to 10 mm.
- The number of connections depends on the required air speed at the slot, the slotwidth and the length of the [Air Knives](#)
- We recommend two connections starting from a length of 600 mm.
- Individual slotlength on request possible.
- Additional price for the second connection: on request.

## Optional extras are available on request

The only parts that have to be acquired as options are those relating to individual installation situations. Their scope and quantity has to be determined separately in each case.

Needless to say, Elektor [Air Knife](#) types and blowers are perfectly adapted to each other. The maximum pressure should not exceed 350 mbar. The device can be installed in different ways.

# Elektor



## PRODUCT REVIEW

Low pressure  
blowers

**ND**

Medium pressure  
blowers

**RD**

ATEX-Low  
pressure blowers

**ND-ATEX**

ATEX-Medium  
pressure blowers

**RD-ATEX**

Side channel  
blowers

**SD**

High pressure  
blowers

**HRD**

Conveying  
blowers

**FD  
RD F**

ATEX-High  
pressure blowers

**HRD-ATEX**

**Elektor** aircsystems gmbh  
Hellmuth-Hirth-Str. 2  
D-73760 Ostfildern  
Tel. +49 711 31973-0  
Fax +49 711 31973-5000  
info@elektor.com  
www.elektor.com